



# ***TC-KR***

*Battery Powered Tap Timer*

## **Models:**

TC-KR

TC-KR-BSP



---

## **QUICK INSTALLATION GUIDE**





---

1640 Australian Avenue | Riviera Beach, FL 33404 USA  
561.844.1002 | FAX: 561.842.9493 | 1.800.735.7246  
[www.krain.com](http://www.krain.com)


## INTRODUCTION

**TC-KR** is a Bluetooth® and fully waterproof battery operated tap timer. Easily add irrigation or misting to small lawn or garden areas, terraces and potted plants using your hose faucet. A simple to use Bluetooth® app controls your irrigation needs through your smartphone or tablet.

## STEP 1: APP DOWNLOAD

1. On your smartphone or tablet, go to the itunes App Store  or to the Goggle Play Store app. 
2. Search for the K-Rain BL app  in the search bar.
3. Download and install the K-Rain BL app.
4. Make sure Bluetooth®  is enabled on your smartphone or tablet.

## STEP 2: PAIRING

1. Unit requires one 9V alkaline battery prior to operating. Remove the blue (or green) plastic shield and rubber gasket, install the battery, and replace the plastic shield and rubber gasket.
2. Launch the K-Rain BL app. 
3. Tap on the «Add a module» button, or on the «+» button.
5. Choose your **TC-KR** from the list of nearby controllers.
6. Follow the in-app instructions. Once your TC-KR controller has connected to your phone or tablet, it will show as “connected.” Tap on controller icon to access the main programming page.

