

PROSPORT®



Designed specifically for sports turf
and commercial applications.

- Revolutionary Patented Easy Arc Set – Simplified arc set allows for wet or dry adjustment in seconds.
- Triple Nozzle Configuration – Ensures even distribution of water.
- 2 in 1 Adjustable or Continuous Rotation – Provides a full range of adjustment from 40° to a continuous full circle.
- Patented Arc Set Degree Markings – Clearly indicates the current watering pattern and simplifies arc set adjustment.
- Arc Memory Clutch – Prevents internal gear damage and returns rotor to its prior setting automatically if nozzle turret is forced past stop.
- Time Proven Patented Reversing Mechanism – Assures continuous reverse and return...over a 20 year history.
- Heavy Duty Rubber Cover and Mud Guard – Protects against physical injury and reduces liability, allows sprinkler to be installed below grade.
- Factory Installed Check Valve – Prevents low head drainage.



K-Rain Manufacturing Corp.
1640 Australian Avenue
Riviera Beach, FL 33404 USA
561 844-1002
FAX: 561 842-9493

1.800.735.7246 | www.krain.com

ProSport®

The ProSport® comes standard with a unique triple nozzle configuration, consisting of a primary nozzle for long distance and two secondary nozzles for mid-range and short distance coverage. This nozzle design provides superior, close-in water distribution from 43' to 77' (13,1 to 23,5 m).

Available in a high speed version, ideal for quick wet downs and dust control.

Easy Arc Setting

Arc Selection 40° to Continuous 360°
Adjust From Left Start



Specifications

- Inlet: 1" (2,5 cm) female thread NPT Domestic
1" (2,5 cm) Threaded BSP International
- Arc Adjustment Range: 40° to Continuous 360°
- Flow Range: 5.1 – 32.5 GPM (19,3 – 123 LPM)
- Pressure Rating: 40 – 90 PSI (2,8 – 6,2 bar)
- Precipitation Rate: .48 – 1.56 in/hr (12,2 – 39,6 mm/hr)
(Depending on Spacing & Nozzle Used)
- Recommended Spacing: 40' – 65' (12,2 – 19,8 m)
- 4" Retracted Height: 7 1/2" (19 cm)
4" Riser Height: 4 1/2" (11,4 cm)
- 6" Retracted Height: 12" (30,5 cm)
6" Riser Height: 6 1/4" (15,9 cm)
- Radius: 43' – 77' (13,1 – 23,5 m)
- Nozzle Trajectory: 26°







Models

14003	ProSport® Plastic
14003-6INCH	ProSport® 6 inch NEW
14053	ProSport® High Speed Plastic







Other options add to part number:

-SS	Stainless Steel
-BSP	w/BSP Thread
-NN	No Nozzle
-RCW	Reclaimed Water Use

Performance Data - Model 14003

NOZZLE	PRESSURE			RADIUS		FLOW RATE			PRECIPITATION			
	PSI	kPa	Bars	Ft.	M.	GPM	L/M	M ³ /H	■ in/hr	▲	■ mm/hr	▲
#5 	40	276	2.8	45'	13.7	5.1	19.3	1.2	0.48	0.58	12	15
	50	345	3.5	47'	14.3	5.9	22.3	1.3	0.51	0.62	13	16
	60	414	4.1	47'	14.3	6.5	24.6	1.5	0.57	0.68	14	17
	70	483	4.8	49'	14.9	7.1	26.9	1.6	0.57	0.68	14	17
#10 Pre-installed 	50	345	3.5	53'	16.2	10.6	40.1	2.4	0.73	0.87	18	22
	60	414	4.1	53'	15.9	11.8	44.7	2.7	0.81	0.97	21	25
	70	483	4.8	53'	16.2	12.6	47.7	2.9	0.86	1.04	22	26
	80	552	5.5	55'	16.8	13.5	51.1	3.1	0.86	1.03	22	26
#15 	50	345	3.5	57'	17.4	13.0	49.2	3.0	0.77	0.92	20	23
	60	414	4.1	59'	18.0	14.2	53.8	3.2	0.79	0.94	20	24
	70	483	4.8	59'	18.0	15.4	58.3	3.5	0.85	1.02	22	26
	80	552	5.5	63'	19.2	16.5	62.5	3.8	0.80	0.96	20	24
#20 	60	414	4.1	65'	19.8	18.9	71.5	4.3	0.86	1.03	22	26
	70	483	4.8	67'	20.4	20.5	77.6	4.7	0.88	1.06	22	27
	80	552	5.5	69'	21.0	21.9	82.9	5.0	0.89	1.06	23	27
	90	621	6.2	71'	21.6	23.2	87.8	5.3	0.89	1.06	23	27
#25 	60	414	4.1	67'	20.4	22.8	86.3	5.2	0.98	1.17	25	30
	70	483	4.8	71'	21.6	24.8	93.9	5.6	0.95	1.14	24	29
	80	552	5.5	75'	22.9	26.5	100.3	6.0	0.91	1.09	23	28
	90	621	6.2	77'	23.5	26.8	101.4	6.1	0.87	1.04	22	26
#30 	60	414	4.1	67'	20.4	23.7	89.7	5.4	1.02	1.22	26	31
	70	483	4.8	69'	21.0	25.6	96.9	5.8	1.04	1.24	26	31
	80	552	5.5	69'	21.0	27.5	104.1	6.3	1.11	1.33	28	34
	90	621	6.2	71'	21.6	29.2	110.5	6.6	1.12	1.34	28	34

Performance Data - Model 14053

NOZZLE	PRESSURE			RADIUS		FLOW RATE			PRECIPITATION			
	PSI	kPa	Bars	Ft.	M.	GPM	L/M	M ³ /H	■ in/hr	▲	■ mm/hr	▲
#5 	40	276	2.8	43'	13.1	5.9	22.3	1.3	0.61	0.71	15	18
	50	345	3.5	44'	13.4	6.2	23.5	1.4	0.62	0.71	16	18
	60	414	4.1	45'	13.7	6.4	24.2	1.5	0.61	0.70	15	18
	70	483	4.8	45'	13.7	7.6	28.8	1.7	0.72	0.83	18	21
#10 Pre-installed 	50	345	3.5	49'	14.9	10.6	40.1	2.4	0.85	0.98	22	25
	60	414	4.1	53'	15.8	11.5	44.3	2.7	0.79	0.91	20	23
	70	483	4.8	53'	16.1	13.3	50.3	3.0	0.91	1.05	23	27
	80	552	5.5	54'	16.5	14.0	53.0	3.2	0.92	1.07	23	27
#15 	50	345	3.5	52'	15.8	12.4	46.9	2.8	0.88	1.02	22	26
	60	414	4.1	54'	16.5	13.6	55.3	3.3	0.90	1.04	23	26
	70	483	4.8	56'	17.1	14.6	58.7	3.5	0.90	1.03	23	26
	80	552	5.5	58'	17.1	15.9	60.2	3.6	0.91	1.05	23	27
#20 	60	414	4.1	56'	17.1	19.8	66.2	4.0	1.22	1.40	31	36
	70	483	4.8	58'	17.7	21.2	71.5	4.3	1.21	1.40	31	36
	80	552	5.5	59'	18.0	22.8	78.7	4.7	1.26	1.46	32	37
	90	621	6.2	60'	18.3	24.4	82.1	4.9	1.30	1.51	33	38
#25 	60	414	4.1	59'	18.0	22.4	84.8	5.1	1.24	1.43	31	36
	70	483	4.8	66'	20.1	25.7	97.3	5.8	1.14	1.31	29	33
	80	552	5.5	67'	20.4	27.8	105.2	6.3	1.19	1.38	30	35
	90	621	6.2	68'	20.7	29.9	113.2	6.8	1.24	1.44	31	37
#30 	60	414	4.1	60'	18.3	25.2	95.4	5.7	1.35	1.56	34	40
	70	483	4.8	72'	22.0	28.5	107.9	6.5	1.06	1.22	27	31
	80	552	5.5	73'	22.2	30.8	116.6	7.0	1.11	1.28	28	33
	90	621	6.2	75'	22.9	32.5	123.0	7.4	1.11	1.28	28	33

*All precipitation rates calculated for 180° operation.
For the precipitation rate for a 360° sprinkler, divide by 2.

How to Specify:

MODEL	OPTION
14003	-SS Stainless steel (4" only)
14003-6INCH	-BSP with BSP thread
14053	-NN No nozzle
	-RCW Reclaimed water use

Examples: 14003-BSP, 14053-RCW-NN