




Water-Saver-TIP


Watering the right amount for each plant will help save water.



Not Enough Water



Too Much Water

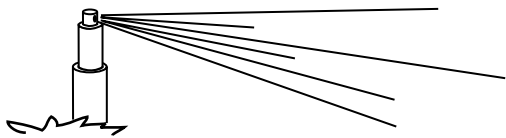







Just the Right Amount of Water


JUST THE RIGHT AMOUNT OF IRRIGATION HELPS GRASS, FLOWERS, SHRUBS AND TREES GROW HEALTHIER.

Water-Saver-TIP


Use irrigation zones to water different areas in different ways.



Sprinklers for Grass



Micro-Sprays for Trees and Landscapes






Drippers for Plants

CONTRACTOR JOE USES DIFFERENT KINDS OF IRRIGATION TO WATER TREES, GARDENS AND GRASS.



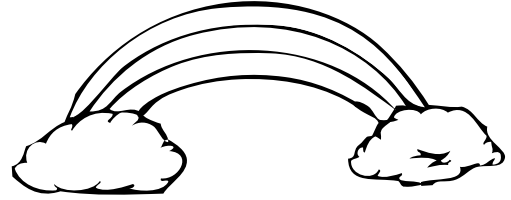

Water Saver TIP

Save water by irrigating your yard during the coolest part of the day.












DAD ADJUSTS THE SPRINKLERS SO THEY ONLY WATER THE GRASS AND DON'T SPRAY THE SIDEWALK.





Water Saver TIP

Drip and micro-irrigation are good choices for gardens, trees and shrubs.






MOM USES DRIP AND MICRO-SPRAYS TO SLOWLY WATER HER GARDEN AND LANDSCAPE WITH LESS WATER.



Water Saver TIP

Adjust your irrigation controller to the weather and the season.



MOM AND DAD CHECK THE IRRIGATION SYSTEM ONCE A MONTH.