



K
RAIN®

The latest enhancements to our Rotary Nozzle Series push the envelope on performance, ease of use and productivity!



ROTARY NOZZLE SERIES

K-Rain's rotary nozzles are the only combination allowing the contractor to carry fewer sku's in their trucks. The 90°–270° adjustable arc will fulfill 80%–90% of all arc adjustments usually required! The full 360° and specialty models complete the variety of pattern options.

K-Rain meets the highest standards of water efficiency in the industry today. Low precipitation rates remain proportionate even after arc and radius adjustment, thus delivering matched precipitation.

Durable Design: Molded with high-impact engineered resin for long life. The rugged composition protects the precise configuration of internal components making these rotary nozzles reliable in demanding conditions.

Water Smart Technology: Reduce water usage up to 30% without sacrificing turf quality.

Superior Uniformity: Multi-stream technology provides outstanding coverage eliminating brown spots. Viscous controlled rotation delivers water evenly, gradually & consistently allowing for proper penetration into the soil without waste or run-off.

Simple to Adjust: No screwdriver required! Our 90°–270° models are easily adjusted by hand or with the adjustment tool. Distance is simply adjusted by hand with the Flow Control Ring.

Double Pop-Up Design: Delivers additional protection from dirt and particulate intrusion and harsh conditions. ▶



NEW INSTALLATIONS

With proven matched precipitation and low flow rates, the K-Rain rotary nozzles streamline the installation of new systems, reducing both labor and material costs.

- Install more heads per zone, (smaller pipe, fewer valves and smaller controller required)
- Mix & match with traditional rotors to cover small areas
- Efficient watering of parkway strips, medians, side yards and more

RETROFITS

K-Rain's rotary nozzles improve the water efficiency of almost any existing system. They also restore systems that have poor coverage or inadequate hydraulics.

- Easily correct for uniformity and brown spot problems
- Reduce water use up to 30% without sacrificing turf quality
- Correct for improper spacing of existing spray heads
- Increase pressure for marginal systems



Performance Data - Adjustable and Fixed Patterns

RN100-ADJ-90-270 (MEDIUM GREEN)

ARC	PRESSURE			RADIUS		FLOW RATE		PRECIP in/hr		PRECIP mm/hr	
	PSI	kPa	Bars	Ft.	M.	GPM	L/M	■	▲	■	▲
90°	30	207	2.07	13	3.96	0.22	0.83	0.50	0.58	12.70	14.73
	35	241	2.41	14	4.27	0.24	0.91	0.46	0.53	11.68	13.46
	40	276	2.76	14	4.27	0.25	0.94	0.49	0.57	12.44	14.48
	45	310	3.10	15	4.57	0.29	1.10	0.49	0.57	12.44	14.48
	50	345	3.45	15	4.57	0.30	1.13	0.51	0.59	12.95	14.98
180°	30	207	2.07	13	3.96	0.44	1.66	0.50	0.58	12.70	14.73
	35	241	2.41	14	4.27	0.47	1.78	0.46	0.53	11.68	13.46
	40	276	2.76	14	4.27	0.50	1.89	0.49	0.57	12.44	14.48
	45	310	3.10	15	4.57	0.58	2.19	0.49	0.57	12.44	14.48
	50	345	3.45	15	4.57	0.60	2.27	0.51	0.59	12.95	14.98
270°	30	207	2.07	13	3.96	0.66	2.50	0.50	0.58	12.70	14.73
	35	241	2.41	14	4.27	0.71	2.69	0.46	0.53	11.68	13.46
	40	276	2.76	14	4.27	0.75	2.84	0.49	0.57	12.44	14.48
	45	310	3.10	15	4.57	0.86	3.25	0.49	0.57	12.44	14.48
	50	345	3.45	15	4.57	0.90	3.40	0.51	0.59	12.95	14.98

RN100-FIX360 (LIGHT GREEN)

ARC	PRESSURE			RADIUS		FLOW RATE		PRECIP in/hr		PRECIP mm/hr	
	PSI	kPa	Bars	Ft.	M.	GPM	L/M	■	▲	■	▲
360°	30	207	2.07	13	3.96	0.88	3.33	0.50	0.58	12.70	14.73
	35	241	2.41	14	4.27	0.94	3.56	0.46	0.53	11.68	13.46
	40	276	2.76	14	4.27	1.00	3.78	0.49	0.57	12.44	14.48
	45	310	3.10	15	4.57	1.15	4.35	0.49	0.57	12.44	14.48
	50	345	3.45	15	4.57	1.20	4.54	0.51	0.59	12.95	14.98

RN200-ADJ-90-270 (MEDIUM BLUE)

ARC	PRESSURE			RADIUS		FLOW RATE		PRECIP in/hr		PRECIP mm/hr	
	PSI	kPa	Bars	Ft.	M.	GPM	L/M	■	▲	■	▲
90°	30	207	2.07	16	4.87	0.34	1.29	0.50	0.58	12.70	14.73
	35	241	2.41	17	5.18	0.38	1.44	0.50	0.58	12.70	14.73
	40	276	2.76	18	5.48	0.41	1.55	0.49	0.57	12.44	14.48
	45	310	3.10	19	5.79	0.42	1.59	0.45	0.52	11.43	13.21
	50	345	3.45	19	5.79	0.47	1.78	0.50	0.58	12.70	14.73
180°	30	207	2.07	16	4.87	0.67	2.53	0.50	0.58	12.70	14.73
	35	241	2.41	17	5.18	0.75	2.84	0.50	0.58	12.70	14.73
	40	276	2.76	18	5.48	0.83	3.14	0.49	0.57	12.44	14.48
	45	310	3.10	19	5.79	0.84	3.18	0.45	0.52	11.43	13.21
	50	345	3.45	19	5.79	0.94	3.56	0.50	0.58	12.70	14.73
270°	30	207	2.07	16	4.87	1.01	3.82	0.50	0.58	12.70	14.73
	35	241	2.41	17	5.18	1.13	4.28	0.50	0.58	12.70	14.73
	40	276	2.76	18	5.48	1.24	4.69	0.49	0.57	12.44	14.48
	45	310	3.10	18	5.48	1.26	4.77	0.50	0.58	12.70	14.73
	50	345	3.45	19	5.79	1.41	5.34	0.50	0.58	12.70	14.73

RN200-FIX360 (LIGHT BLUE)

ARC	PRESSURE			RADIUS		FLOW RATE		PRECIP in/hr		PRECIP mm/hr	
	PSI	kPa	Bars	Ft.	M.	GPM	L/M	■	▲	■	▲
360°	30	207	2.07	16	4.87	1.34	5.07	0.50	0.58	12.70	14.73
	35	241	2.41	17	5.18	1.50	5.68	0.50	0.58	12.70	14.73
	40	276	2.76	18	5.48	1.65	6.24	0.49	0.57	12.44	14.48
	45	310	3.10	19	5.79	1.68	6.36	0.50	0.58	12.70	14.73
	50	345	3.45	19	5.79	1.88	7.11	0.56	0.64	14.22	16.25


RN300-ADJ-90-270 (MEDIUM GREY)

ARC	PRESSURE			RADIUS		FLOW RATE		PRECIP in/hr		PRECIP mm/hr	
	PSI	kPa	Bars	Ft.	M.	GPM	L/M	■	▲	■	▲
90°	30	207	2.07	26	7.92	0.80	3.03	0.44	0.51	11.17	12.95
	35	241	2.41	26	7.92	0.85	3.22	0.46	0.53	11.68	12.46
	40	276	2.76	27	8.23	0.90	3.40	0.46	0.53	11.68	12.46
	45	310	3.10	28	8.53	0.95	3.59	0.44	0.50	11.17	12.70
	50	345	3.45	28	8.53	1.00	3.78	0.45	0.52	11.43	13.21
180°	30	207	2.07	26	7.92	1.40	5.30	0.44	0.51	11.17	12.95
	35	241	2.41	27	8.23	1.50	5.68	0.42	0.49	10.67	12.44
	40	276	2.76	27	8.23	1.60	6.05	0.46	0.53	11.68	12.46
	45	310	3.10	29	8.84	1.70	6.43	0.41	0.47	10.41	11.94
	50	345	3.45	30	9.14	1.80	6.81	0.40	0.46	10.16	11.68
270°	30	207	2.07	26	7.92	2.45	9.27	0.44	0.51	11.17	12.95
	35	241	2.41	27	8.23	2.55	9.65	0.42	0.49	10.67	12.44
	40	276	2.76	28	8.53	2.75	10.41	0.43	0.50	10.92	12.70
	45	310	3.10	28	8.53	2.90	10.98	0.44	0.50	11.17	12.70
	50	345	3.45	27	8.23	3.10	11.73	0.49	0.56	12.44	14.22




RN300-FIX360 (LIGHT GREY)

ARC	PRESSURE			RADIUS		FLOW RATE		PRECIP in/hr		PRECIP mm/hr	
	PSI	kPa	Bars	Ft.	M.	GPM	L/M	■	▲	■	▲
360°	30	207	2.07	26	7.92	3.10	11.73	0.44	0.51	11.17	12.95
	35	241	2.41	27	8.23	3.20	12.11	0.42	0.49	10.67	12.44
	40	276	2.76	28	8.53	3.50	13.25	0.43	0.50	10.92	12.70
	45	310	3.10	28	8.53	3.55	13.43	0.44	0.50	11.17	12.70
	50	345	3.45	30	9.1	3.70	14.00	0.42	0.49	10.67	12.44

*Data represents test results in zero wind. Adjust for local conditions.



Performance Data - Special Patterns

PATTERN	NOZZLE	PRESSURE			WIDTH X LENGTH		FLOW RATE	
		PSI	kPa	Bars	Feet	Meters	GPM	L/M
Right End Strip 	RNS-RES-515 Burnt Orange	30	206	2.06	4 x 15	1.22 x 4.6	0.30	1.14
		35	246	2.46	5 x 15	1.5 x 4.6	0.32	1.21
		40	275	2.75	5 x 15	1.5 x 4.6	0.35	1.32
		45	310	3.10	6 x 16	1.8 x 4.9	0.38	1.43
		50	345	3.45	6 x 16	1.8 x 4.9	0.40	1.51
Left End Strip 	RNS-LES-515 Olive	30	206	2.06	4 x 15	1.22 x 4.6	0.30	1.14
		35	246	2.46	5 x 15	1.5 x 4.6	0.32	1.21
		40	275	2.75	5 x 15	1.5 x 4.6	0.35	1.32
		45	310	3.10	6 x 15	1.8 x 4.6	0.38	1.43
		50	345	3.45	6 x 16	1.8 x 4.9	0.40	1.51
Side Strip 	RNS-SS-530 Brown	30	206	2.06	4 x 29	1.22 x 8.8	0.50	1.80
		35	246	2.46	5 x 30	1.5 x 9.1	0.55	2.08
		40	275	2.75	5 x 30	1.5 x 9.1	0.60	2.30
		45	310	3.10	6 x 31	1.8 x 9.4	0.65	2.46
		50	345	3.45	7 x 32	2.1 x 9.7	0.70	2.64

*Data represents test results in zero wind. Adjust for local conditions.

Models

RN100 ADJ-90-270	Adjustable 90° - 270° 13' - 15' (Medium Green)
RN100 FIX 360	Fixed Pattern 360° 13' - 15' (Light Green)
RN200 ADJ-90-270	Adjustable 90° - 270° 16' - 19' (Medium Blue)
RN200 FIX 360	Fixed Pattern 360° 16' - 19' (Light Blue)
RN300 ADJ-90-270	Adjustable 90° - 270° 26' - 30' (Medium Grey)
RN300 FIX 360	Fixed Pattern 360° 26' - 30' (Light Grey)
RNS-RES-515	Right End Strip (Burnt Orange)
RNS-LES-515	Left End Strip (Olive)
RNS-SS-530	Side Strip (Brown)

Compatibility: K-Rain's Rotary Nozzles are female threaded and are compatible with all male threaded spray bodies including the Pro-S and NP spray lines.

Nozzle Guard: In addition, we offer a Nozzle Guard for the Pro-S series of sprays which provides additional protection for the rotary nozzle.



K-Rain Manufacturing Corp.
 1640 Australian Avenue
 Riviera Beach, FL 33404 USA
 561.844.1002
 FAX: 561.842.9493
1.800.735.7246 | www.krain.com